


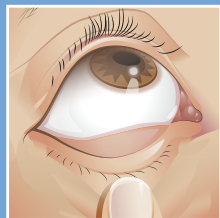
# Eyedrop Administration Instructions

1



Wash your hands.  
Tilt your head  
back and look at  
the ceiling.\*

2



Using your index  
finger, gently pull  
down your lower  
eyelid to form  
a pocket.

3



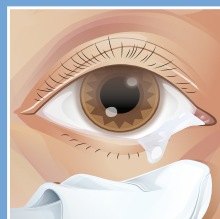
Gently squeeze  
1 drop into the  
pocket. Do not  
let the bottle tip  
touch your eye,  
your fingers, or  
anything else.

4



Gently close your  
eyes and lightly  
press on the  
inside corners of  
your eyes.

5



Then carefully  
blot away any  
excess liquid  
that may be on  
your skin.

\*If you wear contact lenses,  
remove them first, then wait  
15 minutes after using your  
eyedrops before you put  
them back into your eyes.